

Eastern Illinois University

## The Keep

---

The Post Amerikan (1972-2004)

The Post Amerikan Project

---

6-1972

### Volume 1, Number 5

Post Amerikan

Follow this and additional works at: [https://thekeep.eiu.edu/post\\_amerikan](https://thekeep.eiu.edu/post_amerikan)



Part of the [Gender, Race, Sexuality, and Ethnicity in Communication Commons](#), [Journalism Studies Commons](#), [Publishing Commons](#), and the [Social Influence and Political Communication Commons](#)

---

#### Recommended Citation

Post Amerikan, "Volume 1, Number 5" (1972). *The Post Amerikan (1972-2004)*. 5.  
[https://thekeep.eiu.edu/post\\_amerikan/5](https://thekeep.eiu.edu/post_amerikan/5)

This Book is brought to you for free and open access by the The Post Amerikan Project at The Keep. It has been accepted for inclusion in The Post Amerikan (1972-2004) by an authorized administrator of The Keep. For more information, please contact [tabruns@eiu.edu](mailto:tabruns@eiu.edu).



# Post-Amerikan

Man is Descended from Guerrillas

Vol. 1, No 5

NORMAL, ILLINOIS

JUNE, 1972

This issue is FREE!  
(Who is?)

## Regents request investigation

# Stag film fiasco may be reviewed

### Private social club survives tough test

WASHINGTON (AP) — The private social club, a last preserve of racial exclusivity, has survived a critical test in the Supreme Court because six of the justices are unwilling to stretch the definition of "state action" further than the constitutional argument advanced by Roy Irvis, the black majority member of the Pennsylvania House of Representatives, was that by granting the state of Pennsylvania a liquor license in Harrisburg a liquor li- the club's all-white policy and guests.

Use of 'four letter words' degrading

staff writer James Keeran writes, "Graduating from high school is no big deal for most teenagers but Roxa Dumbard had to fight like hell just to keep alive to do it."

Without a doubt Roxa is to be commended for her courage and determination, but Mr. Keeran and his journalism ought to be questioned.

Hell is very real and inevitable for those who accept not through Jesus Christ and degrading walls.

He described the home as "very attractive" this year.

### Ten more bombs hit bridges

SAIGON (AP) — American flyers using laser-guided bombs brought down ten more railroad bridges in North Vietnam, as members of the South Vietnamese army and little boys...

### U.S. planes fly against foe

HO CHI MINH (AP) — American fighter-planes struck a record 340 times in North Vietnam on Tuesday and Wednesday on the northwest coast between Hanoi and Haiphong.

with President Berlo and, as you will note from the enclosed copy of my letter to him, I am asking for a full report from the President to an Executive session of the Board of Regents at the May meeting.

injustice has been done in the dormitory directed by the Board of Regents.

Students should realize the foolishness of their actions.

He students of the school should gain some respect.

He students of the school should gain some respect.

He students of the school should gain some respect.

injustice has been done in the dormitory directed by the Board of Regents.

He students of the school should gain some respect.

He students of the school should gain some respect.

He students of the school should gain some respect.

He students of the school should gain some respect.

He students of the school should gain some respect.

## Tired of this crap?

## Students should realize the foolishness of their actions



(Who is this guy?)

Nothing is Sacred! (but lives cost one hell of a lot.) cannot do with excel-

# STRAIGHT SHIT

Herein is movin into the community. Not the usual shit that filters in from Carbondale or Chicago or Peoria on some watered-down junkies once a month trip, or a group of experimentors chipping for the ultimate. Shit is movin on the streets like it did in Ann Arbor last summer, and Madison, and Carbondale. A lot of people can't remember when it was as easy to score or when it was as clean.

No doubt, there is a market to exploit. You won't find the hardcore-low income-urban blacks or illiterate Chicano nullifying their existance in Bloomington-Normal. But there is a whole lot of down, culturally depressed-white freak and mid-class youth beatin the streets, wonderin when somethin's going to come together, rememberin the highs of a few years back when the sun was warm every day. Now the sun gets cold and you got to work for the good times, the music lost its hope, and where's it all goin.

Some people got a quick, beautiful answer for all those people. Several dudes in the community are coppin a new role... the local dooper's guru, the druggie's candyman, the pusher's honkey. The dudes aren't imports from Chicago, they're old time people that have been on the streets for years. Whole lotta people who read this will know one or two of them right off. And that's the trip of it, man, it came from the inside, from some guys needing some bucks and a new ego so they go off to Peoria and buy a deal on all their brothers and sisters at home. They're gonna sell you the sweetest kiss of a high available, pay their rent and rags, put cheap hoods on our streets, pay CIA salaries, keep the Saigon government strong, and get Nixon re-elected.

Does anyone want to hear the tape on heroin again? Anyone forget the source, or how it's cut and the percent that filters down to you. Or how about the 15 or so people that

caught hepatitis a few months, or how many 12 year old kids OD'd last year in New York. Can anyone tell a story about someone beatin the monster once it got inside them, or a pusher's individual acts of humanity toward one of his strung out customers. We all know the script.

But why so many people willing to play the role? That rap about nothin happenin here is tired. Better check out the two radical city councilmen in Ann Arbor and their \$5 fine for weed. Take a trip to Carbondale and get a check up at the free clinic. Eat a home cooked meal in the finest resturant downstate, Metamorphosis at Earthworks, in Champaign. This paper was printed at the Print Co-op in Champaign, the "free" press in mid-Illinois. Order food from Madison's \$15,000 a week food co-op. Meet the mayor, judge, and two councilmen elected by young people in Bloomington, Indiana. Get in a jam in Chicago and dial a hotline that's hooked into Network, the first giant city with people's programs linked together through communication.

Heroin is a lame answer to the work it took to build all that. Things aren't as together in Bloomington-Normal as those places, but its growing. Its coming together and starting to work and the whole thing needs people with clear minds and strong bodies from eatin.-Willy's bread, not shootin the man's white powdered cut 53 ways ain't it so goddamn beautiful here in my head SHIT!!

You home people that are pushin that crap...get yourself a super rig and suck it full and go find yourself a fine old tree that shades you with healthy green leaves. Stick that needle in every day and get your rocks off watchin that tree shake and wither, and the bark turn black and crumble. You need something big, easy to see, a monument to your warped mind.

# PEOPLE'S FOOD

## GETS IT ON



REMEMBER, ORDER FOOD ON TUESDAY

We did another price comparison this week and you should notice that we fared quite well. We rated both the price and the quality. Assuming our quality to be generally an A rating, notice how generally the Supermarkets are rated B and C. Then compare their prices with ours.

We have changed our main distribution point to the Newman Center at 501 S Main in Normal. If you have any questions about Peoples Food, call 452-9111 and ask us.

WEEKLY MEETING-TUESDAY NITE 7:00 PM, 114 1/2 North St. Normal

PEOPLE'S FOOD as a food buying co-operative has been kicking about the chow since January 14, 1972. We deal real fresh produce, fresh fruits, Wis. cheeses, homeade breads, and eggs--- all for pretty cheap. By doing all the work co-operatively, costs are cut to a minimum. And since we are a non-profit organization, people that eat our food are not getting ripped off.

Quantity	PEOPLE'S FOOD		EISNERS		PRODUCE-A-PLENTY	
	Price	Qual.	Price	Qual.	Price	Qual.
acorn squash	.20/ea	C	.49/lb	None		
apple cider	1.10/gal	None		None		
apples	.09/ea	B	.10/ea	B	.29/lb	
asparagus	.47/lb	B	.59/lb	D	.49/lb	
avocados	.42/ea	None		A	.39/ea	
bananas	.14/lb	A	.19/lb	B	.10/lb	
broccoli	.39/bu	None		None		
cabbage	.20/hd	D	.17/lb	C	.12/lb	
cantaloupe	.23/ea	B	.49/ea	A	.49/ea	
carrots	.15/lb	F	.15/lb	C	.35 pkg	
cauliflower	.46/hd	C	.59/hd	C	.49/hd	
celery	.23/st	C	.33/st	C	.25/st	
cherries	.63/lb	None		A	.79/lb	
cucumbers	.11/ea	D	.17/ea	A	.19/ea	
eggplant	.27/ea	F	.39/ea	B	.35/ea	
grapefruit (red) (pink)	.16/ea	C	.29/ea	B	2/.49	
grapefruit (white)		C	.19/ea	B	2/.49	
grapes, white seedless	.50/lb	D	.69/lb	B	.49/lb	
green beans	.29/lb	B	.49/lb	C	.39/lb	
green onions	.13/bu	D	.19/bu	B	.15/bu	
green peppers	.12/ea	F	.19/ea	C	.15/ea	
greens, ecellard	.19/bu	None		A	.29/bu	
honeydew melons	.69/ea	F	.59/ea	E	.89/ea	

lemons	.07/ea	D	.10/ea	B	.10/ea
lettuce (Romane)	.20/hd	D	.39/hd	B	.39/lb
mushrooms	.99/lb	B	1.38/lb	B	.98/lb
nectarines	.07/ea	B	.59/lb	A	.49/lb
onions, small, 3 lb	.33/3lbs	A	.59/3lb	C	.39/3lb
oranges, lg navel	.09/ea	D	.10/ea	B	.10/ea
pachos	.35/lb	None		A	.59/lb
pineapple	.35/ea	D	.59/ea (sm)	A	.39 reg.
potatoes, wht, 5 lb	.40/5lbs	A	1.09/10lb	C	.45/5lb
radishes	.19/bu	C	.19/6oz	B	.15/bu
strawberries (Ill) pt		None		D	.39/gt
strawberries (Calif)		None		A	.39/pt
strawberries (Mich)	.63/qt	None		C	.59/qt
sweet corn	.08/ea	D	.12/ea	B	.10/ea
tomatoes	.27/lb	C	.69/lb	A	.69/lb
watormelon, approx 13 lb	1.17/hlf	C	.11/lb	A	.07/lb
zucchini	.30/lb	None		A	.49/lb
raisins	.52/lb	Sun Maid	.47/lb	None	
mixed nuts in shell	.59/14oz	None		None	
peanuts in shell	.49/lb	None		None	
cheddar chooso	.90/lb	None		None	
raw milk cheddar	.89/lb	None	1.20/lb	None	
Colby chooso	.85/lb	None		None	
Mozzarella chooso	.85/lb	None	1.03/lb	B	1.09/lb
Swiss chooso	.95/lb	None	1.18/lb	None	
doz. eggs	.35/doz	None	1.24/lb	None	
brown rice 2 lb	.40/2lbs	None	.51/doz	B	.53/doz

# HEPATITIS STREET SHEET

3

## I. What is hepatitis?

Hepatitis is an inflammation of the liver caused by a virus.

There are two types of hepatitis which can be differentiated by the way in which a person is infected.

- (1) **INFECTIOUS HEPATITIS:** This form of hepatitis is spread through ingestion of contaminated food and water and close personal contacts with carriers, i.e. using same glass, eating utensils.
- (2) **SERUM HEPATITIS:** This virus is found only in the blood stream. It can be transmitted from one person to another only by intravenous injection of a needle used by a person who has the disease into a person who is not infected with the disease. This happens when needles, medical and dental equipment are not adequately sterilized. There is a possibility also that this can be transmitted through insect bites and sexual contact, although these last two are less likely to occur.

## II. What are the symptoms of infectious and serum hepatitis?

### (A) INFECTIOUS HEPATITIS

In typical infective hepatitis there is generally a symptomless incubation period of twenty to forty days. During the first stages it is common to see transient skin rashes, lymph node enlargement, fever, pain in the joints. Other symptoms that may be present are arranged here in order of frequency: (1) loss of

appetite, (2) general weakness, (3) distaste for tobacco, (4) headache, (5) chilly sensations, (6) nausea or vomiting, (7) upper abdominal pain, (8) dark urine and light stools, clay-colored stools. (9) constipation and diarrhea.

During the next stage the first symptom is the onset of jaundice or a yellowness of the skin.

### (B) SERUM HEPATITIS

The symptoms of this type of hepatitis are the same as for infectious except that the virus may be in the body for a much longer period of time before the onset of symptoms (up to 160 days or more).

## III. What is the treatment for hepatitis?

All treatment for either serum or infectious hepatitis must be done under the direction of a medical doctor. When a person has been diagnosed for serum or infectious hepatitis, the treatment usually is as follows: bedrest, isolation of stools and blood until fever and jaundice subside, a bland diet, and hard candies, IV feedings if severe symptoms occur, use of Vitamins K,A,D, and E and use of antacids, laxatives, and sedatives.

If you are having any of the above combinations of symptoms contact your family or local physician to get a blood test and his evaluation of your symptoms.

McLEAN COUNTY,  
MENTAL HEALTH CENTER, INC

## THE ART CO-OP

The Arts Co-op, a non-profit organization whose main purpose is an extension of the arts into the everyday life of the Twin Cities, is offering a film package to the Bloomington-Normal community. The movies are culturally inclined with an emphasis on artistic expression through the medium of film.

Our film series is comprised of twelve programs, each with one feature film and one or two shorts. Hopefully, each program will run two or three nights for 1 1/2 to 2 1/2 hours.

At present, the only location for showing the films is at the I.S.U. campus on Thursday evening. The Arts Co-op would like to propose that Franklin and Miller Parks would be good additional sites for our travelling movies screen and would afford more residents easy access to the films.

The Arts Co-op would engage any peace officers required, as well as pick up and remove any refuse left behind by the audience.

### Schedule:

June 29, 30, 31  
REQUIEM FOR A HEAVYWEIGHT, with Anthony Quinn, Jackie Gleason, Micky Rooney, Julie Harris, plus THE PROUD YEARS, by George C. Stoney

## CONTINUES

July 6, 7, 8  
MASQUE OF THE RED DEATH, directed by Roger Corman, with Vincent Price, Michael Hazelcourt, Jane Asher, plus CLIFF HANGING MOMENTS (Climaxes from early silent serials) and I TAW A PUDDY TAT (Best of Tweety and Sylvester cartoons)

July 13, 14, 15  
THE COMMITTEE, written and starring P. Bonerez, B. Boscom, G. Goodrow, G. Gottlieb, J. Myerson, plus OFF-ON, by Scott Barlett, Tom DeWitt, Manny Myer, Michael McNames, and THE MUSIC BOX, with Laurel and Hardy

July 20, 21, 22  
CHEYENE AUTUMN, directed by John Ford, with Richard Widmark, Carol Baker, Karl Malden, Jimmy Stewart, Edward G. Robinson, Sal Mineo, Dolores Del-Rio, Ricardo Montalban, Arthur Kennedy, plus NOW THAT THE BUFFALO'S GONE, by Burton Gershfield, and NAVAJO RAIN CHANT, by Susan Dyal

July 27, 28, 29  
W. C. FIELDS FESTIVAL: THE BARBER SHOP, THE PHARMACIST, THE FATAL GLASS OF BEER, THE DENTIST, THE GOLD SPECIALIST, THE POOL SHARKS, plus YOUR BARN TOOTIN, with Laurel and Hardy, and GOD IS DOG SPELLED BACKWARDS, by Dan McLaughlin

August 3, 4, 5  
ONE THE WATERFRONT, directed by Elia Kazan, with Marlon Brando, Karl Malden, Eva Marie Saint, Lee J. Cobb, plus WATER

August 10, 11, 12  
NEVER GIVE A SUCKER AN EVEN BREAK, by W. C. Fields, plus TWO MEN AND A WARDROBE, by Roman Polanski, and WALKING, by Ryan Larkin

August 17, 18, 19  
RAISIN IN THE SUN, with Sidney Poitier, Claudia McNeil, Ruby Dee, plus COPS, by Buster Keaton, and VICIOUS CYCLES, by David Brian, Chuck Neville, Len Janson

August 24, 25, 26  
THE WILD ONE, with Marlon Brando, Mary Murphy, Robert Keith, plus THE RED BALLOON, and SEAN, by Ralph Arlyck.

## correspondence

Correspondence and/or contributions are more than welcome, they are solicited. Which articles did you think were crap? What questions and/or answers do you have? ("Is the Post-Amerikan" a-front for S.D.S., now that S.D.S. has gone underground?") "Will BSherman ever learn how to draw?") What cross-cultural and/or movement news do you want to see in the paper? What do you think of David Berio? Richard Nixon? Eliza Kazan? Do you think the movie version was as good as the book of JOHNNY GOT HIS GUN?

Write. The address is with the credits.

(Send other stuff: photos, cartoons, news releases, too!)



# OIL FOR THE EMPIRE

## OIL IN OUR LIFE: PROFITS NOT PEOPLE

Oil products are crucial to industrial life: transportation, production, plastics, petro-chemical synthetics -- indeed, the very air we breathe give us evidence of the daily importance of oil and its polluting wastes. What is essential to remind ourselves is where the power of decision now rests in the matter of oil: The "Big Eight" Oil Cartel.

The eight companies that make up the multinational oil cartel -- Standard Oil of New Jersey, Royal Dutch/American Shell, Standard Oil of Indiana, Texaco, Socony Mobil, Standard Oil of California, British Petroleum and Gulf -- form the most powerful monopoly in the world. Like all monopolies, the cartel dictates prices independently of costs. The result is fantastic profits. The eight companies had net profits of 5.33 billion in 1970.

The U.S. economy does not depend on foreign oil. Consumption of imported oil constituted less than 14% of our total consumption in 1969, and most of that imported oil came from Venezuela. Yet the U.S. dominated oil cartel controls most of the world's production, refining, and all but 12% of the world's tanker fleet. This means that to keep oil prices and profits up, overseas dominance of foreign oil reserves and penetration of overseas market is crucial to the "Big Eight."

## OIL IN WORLD ECONOMY: IMPERIALISM NOT TRADE

The Southeast Asian offshore shelf is the most rapidly expanding oil exploration and development area of the world. Nearly

all of the offshore concessions pictured on the map were negotiated since 1967. The area has developed the attraction of being an international oilman's bargain basement. Oil leases let for 543,898 acres (about 850 square miles) of U.S. Continental shelf in November, 1970, cost oil companies \$845.8 million in initial payment. By comparison, 800,000 square miles of Indonesian offshore concessions have so far been acquired by foreign oil companies for an initial cash outlay of less than \$80 million. This is less than 1% of the cost of equivalent concessions off the U.S. shelf. Three aspects of recent world economy help explain the "bargain basement."

ONE. The Organization of Petroleum Exporting Countries (OPEC), which includes Iran, Iraq, Saudi Arabia and Kuwait as well as Venezuela have gotten together over the last ten years to challenge the cartel. OPEC has built up pressure to raise prices and share control, taking away some of the imperialist privilege of the cartel giants. The oil giants are squeezed additionally by increased cheap Russian oil exports to Europe. Accustomed to profit margins often in excess of 50% on investment in the Middle-East in the past, these challenges have meant that to preserve their enormous profit rates, the Oil Cartel companies must seek new, low cost oil reserves. The South Asian Oil Concessions are the answer.

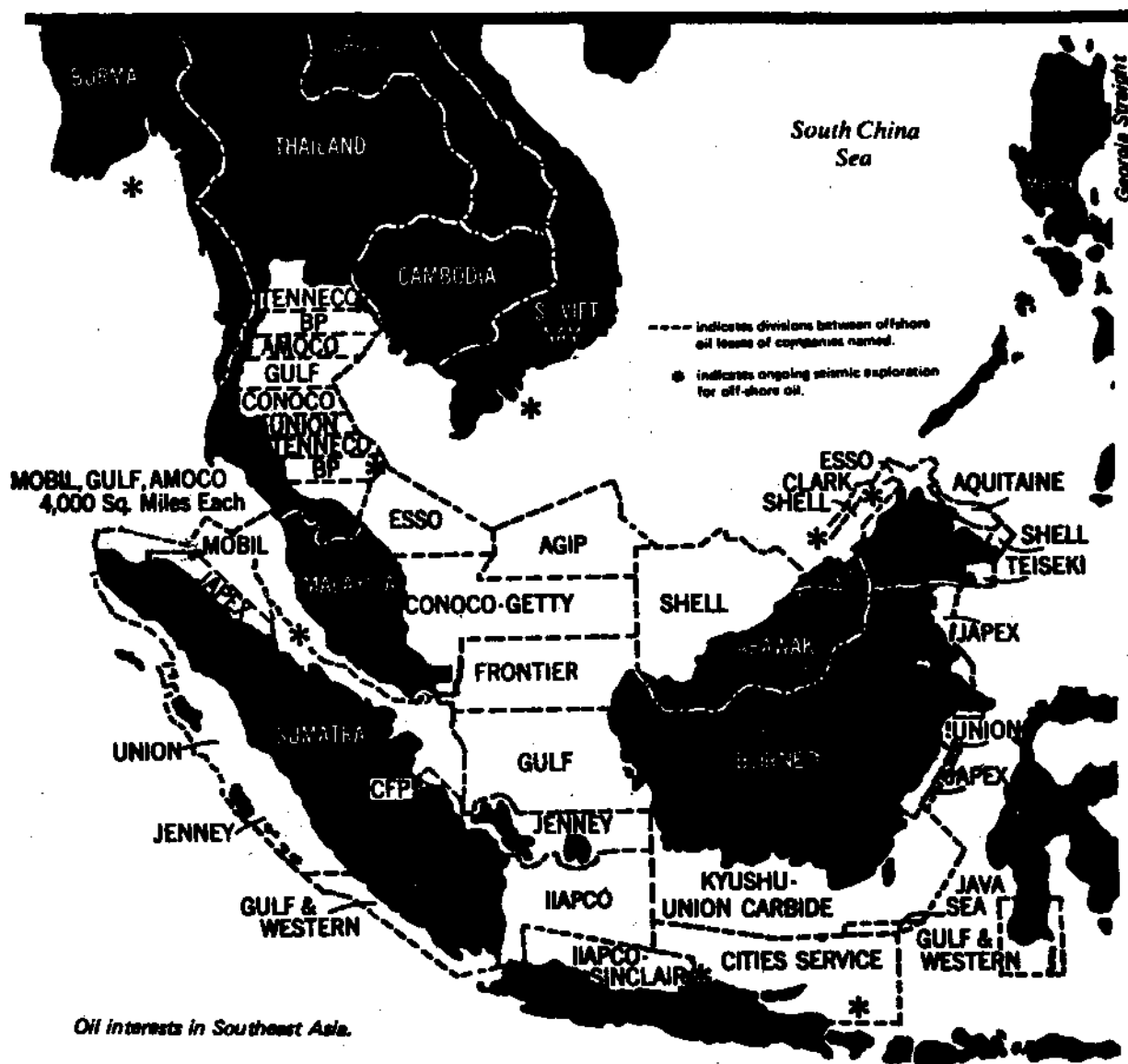
TWO. The expanding industrial economy of Japan is totally dependent on imported oil, 89% of which now comes from OPEC Middle-Eastern countries. The privileged position the cheap concessions give the "Big Eight" in developing their new territory can secure penetration of the Japanese demand-market for crude oil. Offshore oil development is significantly cheaper than land-based oper-

ations. Labor costs are minimal. Construction ships anchor, drill down into the ocean shelf, and after the superstructure is readied, tankers simply pull alongside, load and then stream north toward Japan. With stable puppet governments along the coasts (Indonesia, Malaysia, Thailand) the long term investments (5-15 years) have already begun, including several joint American-Japanese ventures.

THREE. The dominoes have fallen upward from Indonesia to secure such "stable" puppet regimes for oil countries. The overthrow of Sukarno in Indonesia in 1965 prevented nationalization of existing concessions. The U.S. backed formation of Malaysia secured new concessions in 1966, 1967 and 1968. The fortification of Thailand as the command center for the Indochina Air War and for logistics secured a half dozen more new oil concessions in 1968 and 1969. The ousting of the last remaining economic nationalist, Sihanouk of Cambodia in 1968 and the propping up of Lon Nol completed the lower perimeter of abject governments and stimulated an unprecedented jump in pro-west oil deals in 1969.

WHAT ARE WE FIGHTING FOR? ---- Johnson's bombing and troop escalation of 1965 in Vietnam coincided with the overthrow of Sukarno and slaughter of over 400,000 insurgent Indonesian peoples. The current escalation by bombing and blockade coincide with Gulf-Japanese corporate oil negotiations for new concessions off South Vietnam and Cambodia. Nixon and the military are offering to insure drilling operations against expropriation to wed further the oil industry with its vast political influence to the Indochinese adventure. Do we want to die for the "Big Eight?" SHOULD ANYONE DIE FOR OIL COMPANY PROFITS?

## OFFSHORE OIL CONCESSIONS : SOUTH ASIA



From: Liberation Magazine, Spring, 1971

# ENJOY HAWAII

## Home Staging-Ground for the War in Indochina

### SCENIC POINTS OF INTEREST

—Be sure to visit all U.S. Military-occupied lands indicated by blacked out areas on map of Oahu.

#### A—MY LAI JUNGLE TRAINING CENTER

("Hawaii's Little Viet Nam")  
In 1967 the members of Charlie Company, 1st Battalion, 20th Infantry, with their officers Calley and Medina, trained here in a mock Vietnamese village in search-and-destroy tactics for a tour of duty that took them to the massacre at My Lai on March 16, 1968.

#### B—PEARL HARBOR

Docking point for attack aircraft carriers on their way to Indochina and for nuclear submarines to undisclosed destinations. (Carrier planes train for Indochina by making bombing raids over the Hawaiian island of Kahoolawe, held since 1953 by the U.S. Navy for exclusive use as a bombing and strafing target.)

#### C—HICKAM AIR FORCE BASE

Intelligence and targeting center for the most intensive air war in history—over North and South Viet Nam, Laos, and Cambodia. Hickam's Directorate of Targets coordinates reconnaissance photography and written reports for targeting the air war.

#### D—CAMP H. M. SMITH

Headquarters CINCPAC  
The underground Headquarters of CINCPAC (Commander-in-Chief, Pacific) controls the largest military command in the world, covering 40% of the earth's surface and extending from Pakistan to the West Coast of the United States, including all of Southeast Asia.

### DID YOU KNOW

That 3,156 nuclear weapons are stored on the Island of Oahu?

That the U.S. military is Hawaii's largest source of income (\$660 million in 1970, \$160 million more than tourism)?

That two of the most deadly gases in the Army's arsenal, chemical agent "BZ" and nerve gas "GB," were tested secretly in 1966 and 1967 only 14 miles from Hilo, second largest city in the Hawaiian Islands (facts repeatedly denied as late as July, 1969 but finally confirmed by an Army spokesman on Sept. 16, 1969)?

That the runways at Honolulu International Airport are used by U.S. Air Force planes on their way to join bombing missions from Guam to Indochina?

That Hawaii is the most heavily militarized group of islands in the world?

## Paradise in the Pacific for Genocide in Indochina

# J. EDGAR HOOVER

In his one and only contribution to the liberation struggles of the people of America and people all over the world, J. Edgar Hoover died on Tuesday, May 22. Dr. Benjamin Spock spoke for all of us with a simple, but heartfelt eulogy:

*It's a great relief.*

Speculation as to cause of death included foul play by the International Communist Conspiracy, but reliable sources later confirmed that God did it. Crowds of thousands were seen waiting breathlessly outside the D.C. First Presbyterian Church on May 4th, the day of the funeral, only to be disappointed. Contrary to rumor, J. Edgar did not rise again from the dead. One spokesman reported that this may have been because Spiro was leaning heavily on the casket at the appointed time of resurrection.

Inside the church, disappointed apostles, including the Nixons, Mamie Eisenhower, Chief Justice Warren Burger, Attorney General Richard Kleindienst, John Mitchell, Philly mayor Frank Rizzo and Efram Zimbalist Jr., comforted each other. Nixon pulled another of his now famous surprise moves by announcing that the FBI would stand as an eternal monument to J. Edgar. Repression without end. Amen.

Hoover, born in 1895, was clean, brave, reverent and true almost from birth. As a rosy cheeked boy, he sang in his church choir and taught Sunday school. His 48-year reign actually started in high school, when he became a debating star arguing against women's suffrage. J. Edgar's other principle high school interest was ROTC.

From 1919 to 1972, Hoover spent most of his waking hours engaged in red-baiting. His first "triumph" was getting anarchists Emma Goldman and Alexander Berkman deported, as part of the "Palmer Raids," in which several thousand radicals were rounded up. Hoover was working for the newly-created General Intelli-

gence Division, which was to become the FBI.

J. Edgar started compiling dossiers almost immediately — they now number in the millions — and built his Bureau into a monster of 19,000 employees with an annual budget of \$334 million. (Note: now that .E.'s dead, the FBI is planning to hire women agents, so watch out, sisters).

In the 40's, Hoover teamed up with another get-the-Commies freak — a man we all know and love — Richard Milhous Nixon. They harrassed Alger Hiss out of the government on unproven charges that he was a member of the Communist Party.

Throughout the next three decades, millions of dollars went to the FBI to help Hoover terrorize and tyrannize anyone he considered "subversive" (i.e. left of republican). In the months prior to his death, J. E. seemed to be concentrating on the sex lives of various well-knowns.

In 1958, Hoover published *Masters of Deceit*, an expose of "what the Communist bosses are doing now to bring America to its knees." He goes into great detail in the book, describing the evil red influences rampant in Amerike and suggesting how the white male ruling class can put down liberation:

*If Communists can be so inspired from error, falsehood, and hate; just think what we (?) could do with truth, justice, and love! I thrill to think of the even greater wonders America could fashion from its rich, glorious, and deep tradition. All we need is faith, real faith.*

J. Edgar Hoover is survived by 200 million happier, freer people. We won't know who his successor will be till after elections (L. Patrick Gray, an old law school crony of Nixon's, is the temporary FBI director). Whoever "our" next president picks will have a hard time living up to Hoover's reputation.


# Regulating the Phone Company In Your Home

This article on Ma Bell's Phone System was originally printed in the June issue of Ramparts. As we understand, Ramparts was offed from the newstands because of it; so as a community service, The Post decided to run the entire article. We aren't into electronics but we imagine with a little figuring, Gen. Tel. phones are adaptable also to the mute box. After all even the phones in the Peoples Republic of China work on the same technology. So maybe Chairman Mao will call you For Free!

The wizardry of America's Phone Phreaks has received considerable attention, in particular, the ability of this esoteric underground to make Bell Telephone's myriad long lines, loops and tandems dance to the calibrated tune of the notorious "Blue Box." But it has generally been assumed that the free long distance phone call was accessible only to those able to build such a Blue Box, and initiated in the mysteries of its use.


The following document which has come into our hands makes clear, however, that our phone company is in danger of being electronically ripped off not only by the technically knowledgeable and skilled, but by virtually anyone and everyone. The document demonstrates how practically anyone who can change the plug on an electric toaster--using only a screwdriver, a kitchen knife, and four dollars' worth of readily available electric parts -- can build in two or three hours a simple device capable of

a hard time living up to Hoover's reputation. However, our next best bet is to have Nixon's FBI director, Patrick Gray, or old school clown of who his successor will be till after elections. He won't know Hoover is alive. He won't know Hoover is alive. He won't know Hoover is alive.

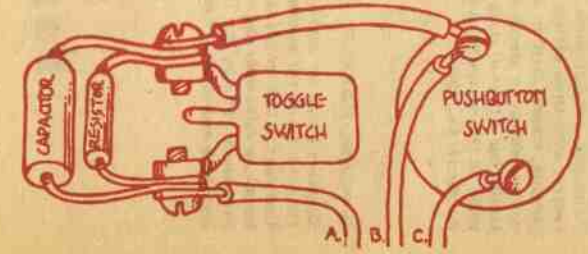


1. Make holes in the side of the box (which will be facing upward during use) for mounting the two switches. The size and location of the holes will depend upon the switches used. The toggle switch will usually require a single hole about 1/2 inch in diameter; the doorbell button will require two small holes for the mounting screws plus a central hole about 1/4 inch in diameter to pass the wires through.

2. Make a small hole less than 1/4 inch in diameter (it should be just big enough for 3 wires to go through and fit snugly) in the side of the box (facing away from you during use).



3. Take one wire from the resistor (the small part, usually brown, with the colored bands on it) and attach it to one of the terminals on the toggle switch; attach the other wire to the other terminal of the toggle switch. (Just wrap the wires around the terminal screws, but don't tighten them yet.)
4. Attach one wire from the capacitor (the large, usually yellow, part with the printing on one side) to one of the terminals on the toggle switch; attach the other wire to the other terminal on the toggle switch. (Again, just wrap them around, but don't tighten yet).
5. Cut a piece of wire 4 inches long and strip 1/2 inch of the insulation from each end.
6. Attach one end of the wire to either terminal of the toggle switch and tighten; thread the other end of the wire starting inside the box, and out through the central hole where the doorbell button will be mounted and attach it to one terminal of the doorbell button (but don't tighten yet).



7. Cut a 3- to 5-foot piece of wire (depending on how far you may want to keep the mute box from the phone) and attach one end of it to the terminal of the toggle switch which is not connected to the doorbell button (now you can tighten this terminal). Label this wire "A".

reading "LI" on or near it, and it is usually located at the lower left corner of the terminal block (the LI may be a tiny, almost illegible imprint raised in the plastic of the block). If your phone has several wires coming through the wall cable, including two-colored (striped) wires, then look for the terminal markings rather than the wire color. The same applies for step 16. (Incidentally some phones have a little map of the terminal block pasted inside the phone. This will also help you locate LI.)

One more note: On princess phones the green wire may lead you to a terminal tucked underneath one of the solid grey metal weights placed inside the phone at either end. Don't give up. This weight is not hooked up to anything; with a little wiggling and a screwdriver as a lever, you can pop it out, and replace it when you finish your work.

16. Locate the red wire that leads back to the wall. Follow this red wire to the terminal on the block to which it is connected (usually on the lower left corner of the block and usually labelled "L2").
17. Disconnect this red wire from the terminal block (noting the terminal it came from). Attach wire B to this red wire (not to the terminal), neither B nor the red wire will be reconnected to the terminal block. You should wrap a little tape or piece of band-aid around this connection.
18. Attach wire A to the terminal from which you just removed the red wire in the previous step.
19. Put the cover back on the phone and pull the three wires out of the phone as far as they will go without ripping them out. You can wrap the three wires together with tape to keep them neat.

YOU ARE NOW READY TO TEST YOUR MUTE. Use the following test procedure (if any step fails, start at step 1 after making repairs).

1. Pick up your phone. If you get a dial tone throw the toggle switch to the other position. If you still have a dial tone, then you have a short circuit in your mute, and you will need to repair it. Label the position of the toggle switch which did not produce a dial tone "mute" for "muting position." Leave it in this position for step 2.
2. Push the doorbell button down: you should hear a click, and the background noise on the line should disappear. Hold the button down for several seconds and then let go: you should hear a short burst of dial tone. If you do not hear a click when you push the button, and a burst of dial tone when you release the button after holding it down for several seconds, you have a faulty circuit.
3. Throw the toggle switch into the non-mute position and listen. You should get a dial tone within a few seconds. If you do not get a dial tone, you will have to repair the mute since, without a dial tone, you will not be able to

an electric toaster--using only a screwdriver, a kitchen knife, and four dollars' worth of readily available electric parts -- can build in two or three hours a simple device capable of evading charges on long distance telephone calls. This is not the Blue Box, which enables the user to make long distance calls free, but a version of the Mute Box, which enables the user to receive them free of charge to the caller.

**B**ASICALLY A MUTE IS A DEVICE which allows you to receive incoming phone calls from anywhere without charge to the calling customer. By having all your friends call you, you not only eliminate most of your phone bill but at the same time reduce your friends' bill since they won't have to pay to call you anymore. And of course the usual signals can be arranged: you call person-to-person to your own name at your friend's number; he knows to reject the call, hang up, and call you back--free.

Following the directions on this page, anyone with only modest mechanical ability should be able to build a mute in a couple of hours (or less). The mute is a simple device which works on a very simple principle. Normally when you receive an incoming call, your local phone company sends a signal to your phone which causes your bell to ring (this is only to attract your attention). When you pick up the receiver, a small switch inside your phone closes, causing a moderately strong electric current to flow back along the line which stops the phone company's equipment from sending ring signals. Then the equipment sends a signal back toward the person calling you which starts the billing machine in his area.

Hanging up the receiver opens a switch inside your phone which cuts off the current flowing to the phone company. Their equipment then sends a different signal back to the other end indicating that billing should be stopped. The billing equipment then prepares the too familiar monthly statement which eventually is sent to the person who made the call.

There are two ways to avoid billing your friend: either you must send a false end-of-call signal to the other party during the conversation; or you must prevent the local phone company from sending the initial signal back to a relay at the other end which indicates that you answered the phone.

The most common form of mute prevents the initial signal from being sent. It does so by limiting the electric current (that flows through your phone when you are talking) to a level sufficient to allow a conversation, but not enough to activate the relay at the phone company. Thus, the phone company does not start billing the calling party. As far as the phone company equipment at the other end is concerned, your phone is still ringing, unanswered.

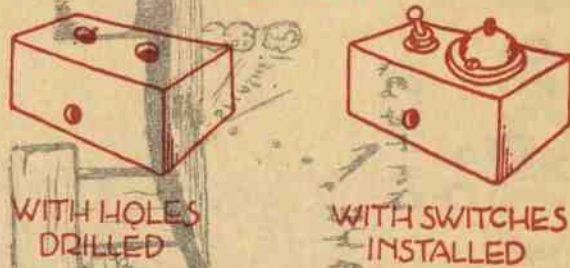
The way you build a mute is as follows: First, buy the following parts at a local electronics store such as Radio Shack. The store should have them all in stock (except possibly the capacitor); if not, they will refer you to another for the missing parts. (Do not get paranoid if your name

and address are asked; this is standard information for writing up sales receipts. But, if you're still concerned, have a phoney name and address ready.)

If you are not familiar with electronic components, you can ask for the parts by reading off the following list *verbatim* to the man at the counter. Do not hand him this article, since then he may become suspicious and report you to the fuzz. If you prefer to present a list of the parts, copy down the list below and hand him that.

Quantity	Description
1	0.47 microfarad mylar capacitor at 200 volts
1	5600 ohm resistor, one half watt
1	single pole single throw (spst) momentary push-button switch. (The most convenient form of this is a simple doorbell button; it is referred to as such in the following instructions and drawings.)
1	single pole single throw (spst) toggle switch
1	a small plastic utility box large enough to put all of the parts with plenty of room for wiring the parts together; about 1 1/2" x 4" x 2" will do very well. About 20 feet of insulated wire.

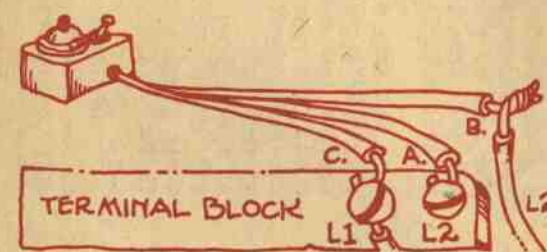
### THE BOX



Try to remember which part is which since it will help save time during construction. Try to get both switches with screwdown type terminal connections. Since this will make soldering unnecessary. (If you have a soldering iron and know how to use it, however, go ahead; you will get more durable connections.) Also, if you get a metal "experimenter box" instead of a plastic box, you will probably need a power drill to make the holes. The holes in the plastic box can be made with an ordinary sharp kitchen knife that tapers to a point. Just use it as if it were a drill; the hole gets bigger as the knife blade goes deeper and you stop when it reaches the desired size. If, as these directions assume, you use screwdown type terminals and a plastic box, the only tools you will need are the knife and a fairly small screwdriver.

switch which is *not* connected to the doorbell button (now you can tighten this terminal). Label this wire "A".

- Cut off another 3- to 5-foot piece of wire, thread it through the hole where the doorbell button will be, attach it to the terminal of the doorbell button which is connected to the toggle switch and tighten. Label this wire "B".
- Cut off a third 3- to 5-foot piece of wire, thread it through the hole under the doorbell button, and attach it to the terminal of the doorbell button to which you have so far connected no wires and tighten. Label this wire "C".
- Attach the doorbell button to the box with its own mounting screws (probably two).
- Mount the toggle switch into the box.
- Take the free ends of the three wires and thread them through the hole in the side of the box and pull them out as far as they will go.



- Take the cover off your phone. If it is a desk phone, there will be two screws on the bottom which hold the cover on (loosening the screws will free the cover; the screws do not come out). If it is a wall phone, there will be a catch on the bottom of the phone which releases the cover. Touchtone wall phones, princess phones, and trimline phones often have catches hidden under the tag which has your phone number on it. If not, look for hidden screws or catches. Some princess phones have screws recessed at each end of the bottom.
- Run the three wires (A, B and C) into the phone through one of the holes on the back or bottom of the phone where they won't get in your way when using the phone, and pull them through far enough that you can connect them to any of the terminals on the terminal block where most of the wires in the phone come together.
- Now do not be intimidated by the spaghetti dish of wiring and terminals you see. Only a small, identifiable portion concerns you. First orient yourself by seeing where the thick cable which connects the phone to the wall enters the phone. This cable contains usually 3 or 4 wires of different colors. Follow the plain green wire from this cable to the terminal on the terminal block to which it is connected. Attach your wire C to the same terminal (but do not disconnect the green wire from the terminal block).

For your reference, this terminal usually has a mark

- Throw the toggle switch into the non-mute position and listen. You should get a dial tone within a few seconds. If you do not get a dial tone, you will have to repair the mute since, without a dial tone, you will not be able to make outgoing calls on the phone.
- To run a full-scale test on the mute, have a friend call you long distance at a pre-arranged time. When the phone rings, set the toggle switch to the muting position. Then pick up the phone: you should hear a loud buzz on the line every 6 seconds and you should be unable to converse with your friend. (If the line is clear and you can converse with your friend, then the mute is not working and he is being charged for the call.)
- Push the doorbell down for a very short period of time NEVER to exceed ONE SECOND. The line should now be clear, and you can talk with your friend (the buzz will keep coming on at 6 second intervals); but, if the line doesn't clear and you can't hear him or he can't hear you, then the mute isn't working.
- Tell your friend to hang up, but do not hang up yourself: if you get a dial tone within 30 seconds, the mute is not working and will need to be repaired.
- Find out from your friend whether he got billed for the call (to be extra safe, wait two months.) If he didn't, your mute is working. Congratulations!!!

**CAUTION:** If you leave the toggle switch in the muting position when the box is not in use, it will mute the ringing of incoming calls. Be certain the toggle switch is in the muting position *before* answering a call you wish to mute. Do not push the doorbell for more than ONE SECOND. And do not tell curious friends what the device is. Also tell your friends who wish to make a muted call to you, only to direct dial, never to call you through an operator or from a pay phone when you will be using your mute.

**DETECTION:** The mute works by simulating a situation where phone A tries to call Phone B, and phone B doesn't answer. Thus, while you are talking, it is as if the caller were hanging on and letting the phone ring and ring. To detect the use of a mute, the phone company has to try to "zero in" on what appear to be attempted calls where the caller persists in the attempt for an extraordinary length of time even though the call is not completed. (Anyone who has tried, for example, to get the information desk at a railroad terminal knows that this is sometimes a genuine occurrence.)

Because of the sheer volume of telephone calls and various technical difficulties such "zeroing in" has not proved to be very easy. There are a number of tests you can make to determine the kind of circuitry in your phone exchange and appropriate precautions you can take. But these are primarily for those who are going to engage in muted calls of considerable length. The simplest precaution, therefore, is to keep each muted call under 5 minutes, and, if you want to talk some more, have your friend hang up and call again. It would be irresponsible to pretend that all risk can be eliminated, but the safety record of such modest, under-5-minute muting has been very good.

--R. OKLAHOMA



# Regulating the Phone Company In Your Home

This article on the Bell Telephone System was originally printed in the June issue of Ramparts. As we understand, Ramparts was offered from the newstands because of it; so as a community service, The Post decided to run the entire article. We aren't into electronics but we imagine with a little figuring, Gen. Tel. phones are adaptable also to the mute box. After all even the phones in the Peoples Republic of China work on the same technology. So maybe Chairman Mao will call you For Free!

The wizardry of America's Phone Phreaks has received considerable attention, in particular, the ability of this esoteric underground to make Bell Telephone's myriad long lines, loops and tandems dance to the calibrated tune of the notorious "Blue Box." But it has generally been assumed that the free long distance phone call was accessible only to those able to build such a Blue Box, and initiated in the mysteries of its use.

The following document which has come into our hands makes clear, however, that our phone company is in danger of being electronically ripped off not only by the technically knowledgeable and skilled, but by virtually anyone and everyone. The document demonstrates how practically anyone who can change the plug on an electric toaster--using only a screwdriver, a kitchen knife, and four dollars' worth of readily available electric parts -- can build in two or three hours a simple device capable of evading charges on long distance telephone calls. This is not the Blue Box, which enables the user to make long distance calls free, but a version of the Mute Box, which enables the user to receive them free of charge to the caller.

**B**ASICALLY A MUTE IS A DEVICE which allows you to receive incoming phone calls from anywhere without charge to the calling customer. By having all your friends call you, you not only eliminate most of your phone bill but at the same time reduce your friends' bill since they won't have to pay to call you anymore. And of course the usual signals can be arranged: you call person-to-person to your own name at your friend's number; he knows to reject the call, hang up, and call you back--free.

Following the directions on this page, anyone with only modest mechanical ability should be able to build a mute in a couple of hours (or less). The mute is a simple device which works on a very simple principle. Normally when you receive an incoming call, your local phone company sends a signal to your phone which causes your bell to ring (this is only to attract your attention). When you pick up the receiver, a small switch inside your phone closes, causing a moderately strong electric current to flow back along the line which stops the phone company's equipment from sending ring signals. Then the equipment sends a signal back toward the person calling you which starts the billing machine in his area.

Hanging up the receiver opens a switch inside your phone which cuts off the current flowing to the phone company. Their equipment then sends a different signal back to the other end indicating that billing should be stopped. The billing equipment then prepares the too familiar monthly statement which eventually is sent to the person who made the call.

There are two ways to avoid billing your friend: either you must send a false end-of-call signal to the other party during the conversation; or you must prevent the local phone company from sending the initial signal back to a relay at the other end which indicates that you answered the phone.

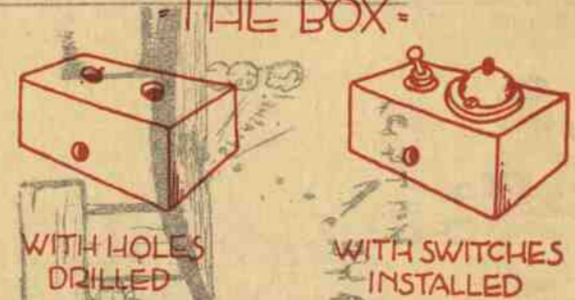
The most common form of mute prevents the initial signal (that flows through your phone when you are talking) to a level sufficient to allow a conversation, but not enough to activate the relay at the phone company. Thus, the phone company does not start billing the calling party. As far as the phone company equipment at the other end is concerned, your phone is still ringing, unanswered.

The way you build a mute is as follows. First, buy the following parts at a local electronics store such as Radio Shack. The store should have them all in stock (except possibly the capacitor); if not, they will refer you to another for the missing parts. (Do not get paranoid if your name

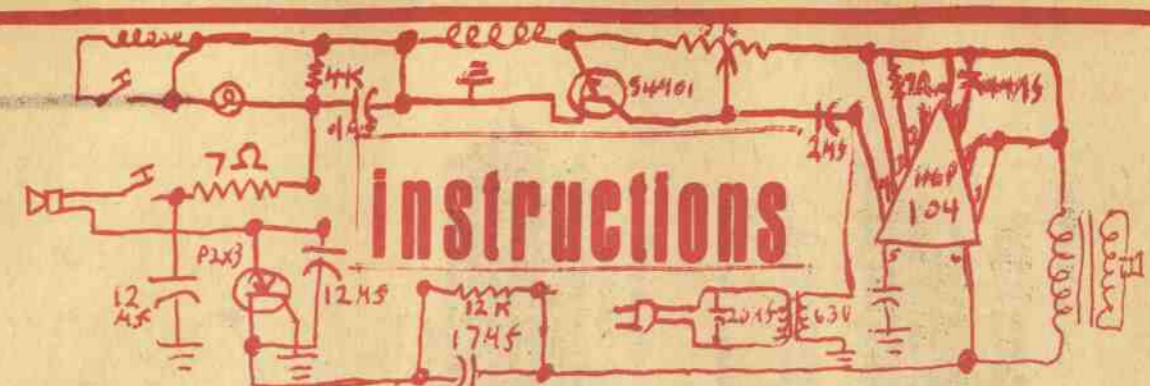
and address are asked; this is standard information for writing up sales receipts. But, if you're still concerned, have a phony name and address ready.)

If you are not familiar with electronic components, you can ask for the parts by reading off the following list *verbatim* to the man at the counter. Do not hand him this article, since then he may become suspicious and report you to the fuzz. If you prefer to present a list of the parts, copy down the list below and hand him that.

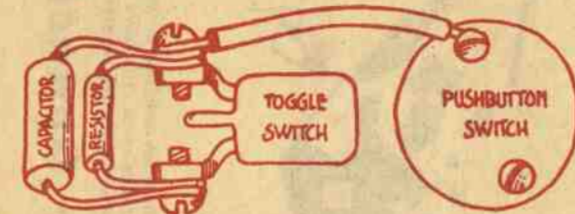
Quantity	Description
1	0.47 microfarad mylar capacitor at 200 volts
1	5600 ohm resistor one-half watt
1	single pole single throw (spst) momentary push-button switch. (The most convenient form of this is a simple doorbell button; it is referred to as such in the following instructions and drawings.)
1	single pole single throw (spst) toggle switch
1	a small plastic utility box large enough to put all of the parts with plenty of room for wiring the parts together; about 1 1/2" x 3" x 2" will do very well. About 20 feet of insulated wire.



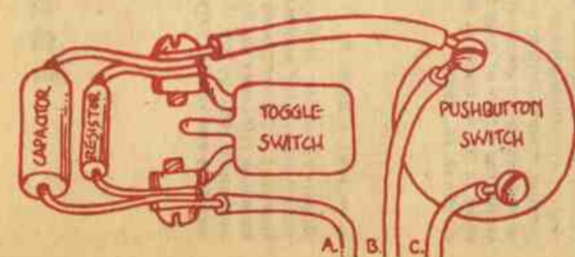
Try to remember which part is which since it will help save time during construction. Try to get both switches with screwdown type terminal connections. Since this will make soldering unnecessary. (If you have a soldering iron and know how to use it, however, go ahead; you will get more durable connections.) Also, if you get a metal "experimenter box" instead of a plastic box, you will probably need a power drill to make the holes. The holes in the plastic box can be made with an ordinary sharp kitchen knife that tapers to a point. Just use it as if it were a drill; the hole gets bigger as the knife blade goes deeper and you stop when it reaches the desired size. If, as these directions assume, you use screwdown type terminals and a plastic box, the only tools you will need are the knife and a fairly small screwdriver.



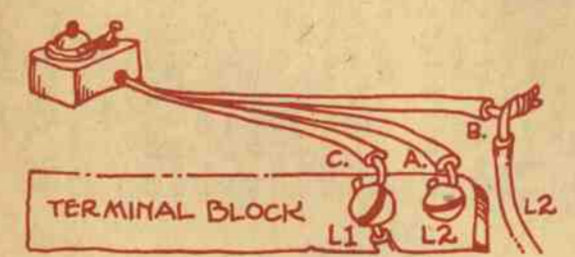
1. Make holes in the side of the box (which will be facing upward during use) for mounting the two switches. The size and location of the holes will depend upon the switches used. The toggle switch will usually require a single hole about 1/2 inch in diameter; the doorbell button will require two small holes for the mounting screws plus a central hole about 1/4 inch in diameter to pass the wires through.
2. Make a small hole less than 1/4 inch in diameter (it should be just big enough for 3 wires to go through and fit snugly) in the side of the box (facing away from you during use).



3. Take one wire from the resistor (the small part, usually brown, with the colored bands on it) and attach it to one of the terminals on the toggle switch; attach the other wire to the other terminal of the toggle switch. (Just wrap the wires around the terminal screws, but don't tighten them yet.)
4. Attach one wire from the capacitor (the large, usually yellow, part with the printing on one side) to one of the terminals on the toggle switch; attach the other wire to the other terminal on the toggle switch. (Again, just wrap them around, but don't tighten yet.)
5. Cut a piece of wire 4 inches long and strip 1/4 inch of the insulation from each end.
6. Attach one end of the wire to either terminal of the toggle switch and tighten; thread the other end of the wire starting inside the box, and out through the central hole where the doorbell button will be mounted and attach it to one terminal of the doorbell button (but don't tighten yet).



7. Cut a 3- to 5-foot piece of wire (depending on how far you may want to keep the mute box from the phone) and attach one end of it to the terminal of the toggle switch which is not connected to the doorbell button (now you can tighten this terminal). Label this wire "A".
8. Cut off another 3- to 5-foot piece of wire, thread it through the hole where the doorbell button will be, attach it to the terminal of the doorbell button which is connected to the toggle switch and tighten. Label this wire "B".
9. Cut off a third 3- to 5-foot piece of wire, thread it through the hole under the doorbell button, and attach it to the terminal of the doorbell button to which you have so far connected no wires and tighten. Label this wire "C".
10. Attach the doorbell button to the box with its own mounting screws (probably two).
11. Mount the toggle switch into the box.
12. Take the free ends of the three wires and thread them through the hole in the side of the box and pull them out as far as they will go.



13. Take the cover off your phone. If it is a desk phone, there will be two screws on the bottom which hold the cover on (loosening the screws will free the cover; the screws do not come out). If it is a wall phone, there will be a catch on the bottom of the phone which releases the cover. Touchtone wall phones, princess phones, and trimline phones often have catches hidden under the tag which has your phone number on it. If not, look for hidden screws or catches. Some princess phones have screws recessed at each end of the bottom.
14. Run the three wires (A, B and C) into the phone through one of the holes on the back or bottom of the phone where they won't get in your way when using the phone, and pull them through far enough that you can connect them to any of the terminals on the terminal block where most of the wires in the phone come together.

15. Now do not be intimidated by the spaghetti dish of wiring and terminals you see. Only a small, identifiable portion concerns you. First orient yourself by seeing where the thick cable which connects the phone to the wall enters the phone. This cable contains usually 3 or 4 wires of different colors. Follow the plain green wire from this cable to the terminal on the terminal block to which it is connected. Attach your wire C to the same terminal (but do not disconnect the green wire from the terminal block).

For your reference, this terminal usually has a mark

reading "L1" on or near it, and it is usually located at the lower left corner of the terminal block (the L1 may be a tiny, almost illegible imprint raised in the plastic of the block). If your phone has several wires coming through the wall cable, including two-colored (striped) wires, then look for the terminal markings rather than the wire color. The same applies for step 16. (Incidentally some phones have a little map of the terminal block pasted inside the phone. This will also help you locate L1.)

One more note: On princess phones the green wire may lead you to a terminal tucked underneath one of the solid grey metal weights placed inside the phone at either end. Don't give up. This weight is not hooked up to anything; with a little wiggling and a screwdriver as a lever, you can pop it out, and replace it when you finish your work.

16. Locate the red wire that leads back to the wall. Follow this red wire to the terminal on the block to which it is connected (usually on the lower left corner of the block and usually labelled "L2").
17. Disconnect this red wire from the terminal block (noting the terminal it came from). Attach wire B to this red wire (not to the terminal), neither B nor the red wire will be reconnected to the terminal block. You should wrap a little tape or piece of band-aid around this connection.

18. Attach wire A to the terminal from which you just removed the red wire in the previous step.
19. Put the cover back on the phone and pull the three wires out of the phone as far as they will go without ripping them out. You can wrap the three wires together with tape to keep them neat.

YOU ARE NOW READY TO TEST YOUR MUTE. Use the following test procedure (if any step fails, start at step 1 after making repairs).

1. Pick up your phone. If you get a dial tone throw the toggle switch to the other position. If you still have a dial tone, then you have a short circuit in your mute, and you will need to repair it. Label the position of the toggle switch which did not produce a dial tone "mute" for "muting position." Leave it in this position for step 2.
2. Push the doorbell button down: you should hear a click, and the background noise on the line should disappear. Hold the button down for several seconds and then let go: you should hear a short burst of dial tone. If you do not hear a click when you push the button, and a burst of dial tone when you release the button after holding it down for several seconds, you have a faulty circuit.
3. Throw the toggle switch into the non-mute position and listen. You should get a dial tone within a few seconds. If you do not get a dial tone, you will have to repair the mute since, without a dial tone, you will not be able to make outgoing calls on the phone.
4. To run a full-scale test on the mute, have a friend call you long distance at a pre-arranged time. When the phone rings, set the toggle switch to the muting position. Then pick up the phone: you should hear a loud buzz on the line every 6 seconds and you should be unable to converse with your friend. (If the line is clear and you can converse with your friend, then the mute is not working and he is being charged for the call.)
5. Push the doorbell down for a very short period of time NEVER to exceed ONE SECOND. The line should now be clear, and you can talk with your friend (the buzz will keep coming on at 6 second intervals); but, if the line doesn't clear and you can't hear him or he can't hear you, then the mute isn't working.
6. Tell your friend to hang up, but do not hang up yourself: if you get a dial tone within 30 seconds, the mute is not working and will need to be repaired.
7. Find out from your friend whether he got billed for the call (to be extra safe, wait two months.) If he didn't, your mute is working. Congratulations!!!

**CAUTION:** If you leave the toggle switch in the muting position when the box is not in use, it will mute the ringing of incoming calls. Be certain the toggle switch is in the muting position before answering a call you wish to mute. Do not push the doorbell for more than ONE SECOND. And do not tell curious friends what the device is. Also tell your friends who wish to make a muted call to you, only to direct dial, never to call you through an operator or from a pay phone when you will be using your mute.

**DETECTION:** The mute works by simulating a situation where phone A tries to call phone B, and phone B doesn't answer. Thus, while you are talking, it is as if the caller were hanging on and letting the phone ring and ring. To detect the use of a mute, the phone company has to try to "zero in" on what appear to be attempted calls where the caller persists in the attempt for an extraordinary length of time even though the call is not completed. (Anyone who has tried, for example, to get the information desk at a railroad terminal knows that this is sometimes a genuine occurrence.)

Because of the sheer volume of telephone calls and various technical difficulties such "zeroing in" has not proved to be very easy. There are a number of tests you can make to determine the kind of circuitry in your phone exchange and appropriate precautions you can take. But these are primarily for those who are going to engage in muted calls of considerable length. The simplest precaution, therefore, is to keep each muted call under 5 minutes, and, if you want to talk some more, have your friend hang up and call again. It would be irresponsible to pretend that all risk can be eliminated, but the safety record of such modest, under-5-minute muting has been very good.

--R. OKLAHOMA

# BLOOMINGTON JOURNALISM REVIEW

(NORMAL)

100)

In the city of Chicago, home of some of the most repressed news media in the country, lives a monthly magazine that understatedly calls itself THE CHICAGO JOURNALISM REVIEW. Spawned after the 1968 Chicago Democratic Convention-Politico Riot, when a group of reporters decided to stand up for the principal that, yes, censorship of the press is intolerable, by god, particularly when that censorship comes in the form of economic controls and masks the very uppermost corruption (in Daley and weekly circles) that the press should have the duty to expose, the REVIEW has done a dandy job of not merely muckraking, but exposing the Big Four (TRIBUNE, TODAY, SUN TIMES, DAILY NEWS) when their vested interests get in the way of that which should be a Quest for Truth.

The REVIEW, since its conception has reported the omitted facts of every major news event since in Illinois. Often, the stories are written by one of the reporters who covered the event, who, subsequently, knows better than anyone what was left out. Bloomington-Normal is not as fortunate in its number of manipulated media, but the amount, of course, is significant. The purpose of this column, then, would be to hopefully analyze them, criticize them, and puncture them.

Let's look at what we have.

**THE DAILY PANTAGRAPH:** mouthpiece for some of the most inane editorials ever to come out of a Midwestern newspaper, has a lot of other things going for them. Coverage of area matters such as agriculture, school sports, and such is--as far as I know--unreprehensible. Much of it is good. Elsewhere, such as the front page concession to national news and coverages of city and university politics, the paper is specious at best, criminally inaccurate at worst. THE PANTAGRAPH refuses, for instance, to cover any demonstration with depth, often not even mentioning clearly the motives behind it. Often insidiously, the paper has been known to carry out simplistic campaigns against leftist individuals who it decides are responsible for all the trouble in Bloomington-Normal. This reveals itself in stories that consistently (in a fairly unexcusable journalistic convention) cite the presence of individuals at any action whether they had anything to do with it or not. Also, personally, I never liked Tony Holloway's reviews.

**The ISU VIDETTE:** "voice of the student body" is unquestionably the most blatantly manipulated piece of media in town. What can anybody say about the intellectual level of an editorial policy that says: 1) President David K. Berlo is human and has done more for the ISU student body than any other president, all in the space of one year, and 2) given that Berlo is human (hell, I'm willing to grant that,) we shouldn't criticize any-

thing he does, because after all we're all human, even making a mistake now and then. (Can you imagine if such arguments were used against critics of the Vietnam war when it was beginning. "Eisenhower is human, and besides he's done more for the American people than..." My country, right or wrong, does not extend to its leaders.) Most of the recent editorial gems have come from Carole Malicki, who is simultaneously sincere and capable of some of the best faulty reasoning we have seen. One of the paper's favorite editorial points has become the ad hominem: "students don't know enough to criticize," meaning that they haven't been going to weekly sessions with the prexy and "those who criticize the president do so only out of self interest," which is an astoundingly absurd stand to take in a community (meaning the ISU community) where everybody's points of interest have to meet. As for the first criticism, given that the students' prime source of news is THE VIDETTE, (where, in the final month of the semester a moratorium on "negative news" was called, meaning a halt to critical editorials and columns and a slackening of coverage even on matters like the murders on ISU,) it might just apply, but not really, since having "Complete knowledge" (an unattainable abstraction) does not mean one is capable of formulating anything meaningful from the data, any more than "Incomplete knowledge" means they can't. The base lies in the quality of one's knowledge. I really don't have to go to Vietnam to know that I don't want to. To its credit, the paper supplies a good dependable calendar of events and has been building a strong knowledgeable presence in their sports dept., also. The rest of the paper, however, is going through so many changes (at the hands of its editor) that speculation on what it will be this fall is difficult.

**THE FREE PRESS:** vocal cords for a group of anonymous university dissidents aims its slams against the Berlo group, and despite its propensity for not naming sources, much of it is pretty good. The paper doesn't claim to be anything but subjective (as are we all)--my big criticism concerns the obscurity of some of their stories. I had to have someone explain the significance of the William Lukens-trust fund story; why not just out and say it? One wonders at times who the paper is writing for. However, their parodies and, particularly, their cartoons are quite professional and inspired--the best around.

**THE ARGUS:** alleged voice of the IWU student body hasn't come to our attention much one way or the other. Perhaps a reader can offer comments?

**THE OBSERVER:** from IWU and EOC is a gem of a paper for anyone who lives in Bloomington, primarily. Reports on the Health planning fiasco, Sunnyside activities, and Bloomington machinations are clear (which is saying something) and, in every instance I know of, accurate. Distribution is largely, however, by mail, and I haven't because of confusion, moving, and what not, seen one of their weekly editions in over a month. I don't know if they're publishing in summer.

**THE POST-AMERIKAN:** mouth of a variety of counter-cultural and movement type people hasn't been either as varied as it first promised it would be or, often, as interesting. The paper's rather situational and haphazard accumulation of articles, for the first four issues, lead to a situation where most of the articles for an issue would be by one individual. (The individual wasn't always the same, but the result still was that a lot of articles began sounding like a lot of others and that the paper's outlook was limited.)

**THE POST-AMERIKAN'S** goals, however, to be a vehicle for any kind of counter-cultural and/or movement rap is--I am biased to admit--more than laudable. The paper suffers from a shortage of staff, news reportage, and news sources--also graphics people. (I, for one, am sick of seeing one cartoonist monopolize the paper...)

The situation, briefly, becomes this: nobody knows what the whole situation is. Local media is strikingly incomplete, and that includes this column. What is needed is response: anybody who has opinions or data on media mess-ups (including bad reportage on criminal charges) should contact us via this column via the POST-AMERIKAN office address. There's a need (unless one wants to sound like a VIDETTE editor's column) to get down more into specifics.

BSherman

(From the Daily Pantagraph)


This was originally intended for our front page collage, but due lack of space and the fact we couldn't find it at the time we were doing that page, we didn't fit it in. (The damn thing fell behind the desk.)

**\$21.3 billion arms bill OK'd**

WASHINGTON (AP) - The House Armed Services Committee today approved a \$21-billion weapons package, the largest since the original Reagan authorization in 1981. The bill, which would increase the U.S. military budget by \$1.5 billion, is expected to pass the House in the next few days. Chairman F. Ed Bradley said the bill would increase the U.S. military budget by \$1.5 billion, or 1.5 percent, over the current level. He said the bill would also increase the U.S. military budget by \$1.5 billion, or 1.5 percent, over the current level. He said the bill would also increase the U.S. military budget by \$1.5 billion, or 1.5 percent, over the current level.

Still, we had to get it in: it typifies U. S. military honor and fair play on the home front at its best.

And above all, we must preserve our honor.



# CULTURE COUNTER!

## FILM

FRITZ THE CAT, (a film by Ralph Bakshi)

Smart money has it that FRITZ THE CAT is a dog. All the acute critics from TIME, the weekly newsmagazine, to ROLLING STONE, the voice of the counterculture, have panned the movie, calling it either/or a hype or a bad flick. (TIME even objected to its stereotyping.)

Actually, the movie ain't that bad. Bakshi has taken Robert Crumb's cartoon character and done some pretty strange things with him. (Like make him Jewish and make the thrust of the film revolve partially around this.) Granted. And he's firmly kept the character in the time he was created. Crumb wrote the stories (which the film takes off from) in the sixties for CAVALIER. Those moments particularly when Bakshi takes verbatim dialog and perspective from his source have at times a dated impact. But, shit, they're still funny, if only because of the closeness one feels for the period. (I suspect that the movie CARNAL KNOWLEDGE, too, was more touching to those who remember growing of the same age in the same period.

Nostalgia comes quicker these days, cause life-styles are so damn liquid at present. Whether Toffler is right (and this is a logical result of swift changing technocratic society) or whether this is just symptomatic of any period of upheaval (when old roles don't fit anymore and one frantically looks and discards and looks for a new secure one) or whether entropy is really advancing upon us or what, the fact is FRITZ's charm arises from its datedness. Some critics, I suspect, resent the implication this raises that they can become so easily out of touch. Reviewing is a form of journalism, and journalism is the most transient of the writing arts. The whole aura of FRITZ THE CAT works as a threatening reminder.

Within the film, itself, this phenomenon can be seen at work. Drawing from three different stories (written over a year's expanse) the plot line follows an erratic sort of progression as Fritz finds himself in situations he has no control over (but which were stimulated by him) and where he has to assume a new role. The Harlem riot, where the whole tenor of the movie shifts (from harmless eros satirical to ominous death-wish satirical,) comes as the film's most concrete example, but in smaller scenes it is presented, also ("Mother of God I'm a frigging fugitive!") The whole film, as such, has a haphazard air in that so much is based on almost environmental vagaries. When the cumulation of roles becomes too much, and Fritz ends up in the

hospital, the movie presents him retreating to the beginning, but, of course, he still is held under arrest with a cop on guard outside the door.

In a way, FRITZ THE CAT is an extension of the sociological theories revolving around charisma--that all the important events of present day (and by expansion, history) are the product of uncomprehending personalities out of control. Fritz, by standing on a car and ranting revolution, causes a riot (brutally, realistically depicted,) and the death of his friend. The motivations for the act, the film makes clear, were exceedingly superficial. Similarly, the bombing of the power plant and the love affair with Winston wholly are the products of immaturity. As are the pig scenes. All people, the film suggests (as does most comedy) are incapable of handling history. I suspect the movie could annoy Marxists.

(Somehow, I've drifted away from the actual role of the reviewer: where I'm supposed to say which parts I like and which I didn't. Okay. I liked: the scene in the bathtub, the scene with the crows conversing in the bar, the Billie Holliday panorama, the riot scene, the crow pointing his finger to the misuc, Winston in the desert, and burning the books. I didn't like: the synagogue routines ((that much, at least,)) the scens with the bikers beating up the horse or the one with the farmer killing his chickens, most of the other music, the dialog at the end, and, actually, the ending itself. Fritz's revelation, however, sitting on the girders with the bomb about to go off is worth the price of the film.)

Because most of world's people (in the world of Bakshi's Fritz) are so shallow, their "reasoned" actions end up having so many unintended consequences. ("Suddenly, it all becomes very clear to me...") that since each character functions as a type, a symbol for a greater whole, one could view the actions of any given mass as incomprehensible and potentially dangerous. Nobody is safe, and no group is sacred. For me (having a fear of mob action) this is an outlook that carries some weight. Those who disagree (and act accordingly) should at least keep the possibility of its reality always in mind.

--BSherman

NO BLADE OF GRASS, (directed by Cornel Wilde, with Nigel Devenport, Jean Wallace, Anthony May)

Wilde's second film (first being THE NAKED PREY) once again deals with survival, this time it's all of humanity struggling (in a few years) to survive the ecological

holocaust it has brought about. Good use of newsreels and ideological montage (ie. conflicting scenes are superimposed upon each other--as when a shot of a starving Indian child is immediately followed with a huge ham in an English dinner club), plus restrained acting almost totally over-ride the low-budget hassles (annoyingly banal music and some terrible pieces of dialog that keep the film from being as emotionally and intellectually packed as it might be. Overall, its worth seeing, with similarities to Ray Milland's PANIC IN THE YEAR ZERO, down to the daughter being raped. The difference lies in the nature of the inexcitability of the holocaust. (Milland's early sixties movie dealt with nuclear threat) and, friends, those automobiles are breathing their shit right now.

BS

## RECORDS

EXILE ON MAIN STREET, Rolling Stones, (Atco):

Todd: Haven't seen you for over a week, so I thought I'd tell you here:

Yes.

The new Rolling Stones album is, as expected, worth buying.

Bill



# 92 YEAR OLD WOMAN SPEAKS OUT

Note: In 1916 Jeanette Rankin was the first woman ever elected to Congress. The following is a summation and paraphrasing of her remarks during her appearances on the Dick Cavett Show, April 17, 1972. Ms. Rankin spoke of the need for women in government.

"Men are trying to do too much alone -- without the help of women."

"Women have something to contribute. Women are good at human relations, for example. They've had more experience and have a sensitivity about human relations."

"It's a question of Force vs. Power. Men like to use force. Women understand the use of power. Women are used to patience and waiting; they are always looking to the future: the baby takes nine months to grow inside the mother; then a mother watches and waits as the child

grows up, goes to school, becomes married." (i.e. the fruits of her labor are long-range.)

"Scholars believe women were the first to develop agriculture. The men were hunters in primitive society, impatient to follow the herds. But, the women said, 'Let's stay here and wait for the crops.'"

"Let's look at our two hands. Each is different, but we need both. It wouldn't make much sense to tie one of these hands behind our backs."

Recalling the move to get women the vote in the early 1900's, Ms. Rankin said, "People thought that women didn't have opinions on public affairs. But, our point was that women would form opinions if they were asked for them!"

--Phoenix

# BLOOMINGTON

# FARM BUREAU

# PICKETTED

On May 9, the Farm Bureau was picketed. A release explaining the motivations for the demonstration was sent to the Pantagraph, but not printed in full. The full release follows:

We are picketing the Farm Bureau because its leaders are illegally using the vast wealth and power of their organization to crush the rightful aspirations of America's migrant workers. We are picketing the Farm Bureau because the FB is a strike-breaker, because it organizes company unions, is racist in its policies and breaks the law by illegally using tax exempt money to attack the United Farm Workers Union led by Cesar Chaves.

When farm workers strike, the FB becomes a professional strikebreaker, recruiting importing and paying workers to break these strikes.

When workers organize and freely choose their union, the FB organizes company unions to frustrate their just demands.

The FB attacks our union because we are a union of minorities, Blacks, Chicanos, Filipinos. The FB does not admit to membership nor does it employ Chicanos or Blacks and has long been committed to the preservation of racism in rural America.

In Idaho the FB bought legislation which outlaws the non-violent consumer boycott, assures the continued use of dangerous pesticides, protects the labor contractor system, bans most strikes by farm workers, and discriminates against farm workers by denying them the right to run their own organization.

A similar FB law has been passed in Kansas. The FB is illegally spending hundreds of thousands of dollars in a campaign to secure similar legislation in 20 key agricultural states across the U.S. In close alliance with the John Birch Society and the National Right to Work Committee, the FB promotes legislation in the name of free elections and protecting the rights of farm workers. Yet for 50 years the FB bitterly opposed all legislation to protect the rights of farm workers, denying them the right to a minimum wage, unemployment insurance and basic health and safety standards. FB legislation is a sham to deny farm workers their rights and to take away the strength they need to bargain effectively with their employers. As for free elections, the FB itself does not permit its members free secret ballot elections.

This extreme right wing organization controlled by greedy white men, has assets over \$4 billion in 49 states and Puerto Rico. FB profits come from its insurance companies, pesticide companies, and oil companies. Its 55 insurance companies compose one of the largest insurance complexes in the U.S. The FB employs over 20,000 unorganized workers. This wealth comes not from representing farmers, but from doing business with them. But unlike any other business corporation, the FB is tax exempt. The tax exempt money is being used illegally to destroy UFWU.

We demand that the U.S. Senate Committee on Finance conduct a thorough investigation of the FB's tax exempt status.

We demand the U.S. Senate Committee on Labor and Public Welfare secure complete and public disclosure of the incomes of the principal officers of the FB and the sources and uses of its wealth as is required of any organization engaged in labor-management relations.

We demand the U.S. Senate Committee on Government Operations secure similar information because of the obvious conflict of

interest between the FB and the farmers it represents.

We demand the U.S. Senate Committee on Labor and Public Welfare investigate and expose the FB for its racist membership and employment policies.



\$2,700	average yrly. income for a family of 4
800,000	children under 16 work in the fields
80%	children never reach high school
120%	higher maternal & child mortality rate
260%	higher tuberculosis & infectious diseases
300%	higher accident rate on job
800	workers die from pesticide poisoning yrly.

## LETTUCE MEANS POVERTY

FARM WORKERS ARE STRUGGLING TO BETTER THESE CONDITIONS

Last year after 7,000 workers struck the Salinas Valley lettuce fields, negotiations began with the growers. Farm workers gave up their boycott as a show of good faith. After 7 months of fruitless talks, the farm workers learned that the lettuce industry had been using the time to finance and introduce legislation to destroy the union.

WHEN YOU SEE LETTUCE

DON'T JUST THINK OF YOUR SALAD

THINK OF THE FARM WORKERS

**BOYCOTT LETTUCE**

ONLY WITH YOUR HELP, can they hope to change the intolerable conditions they live and work in ...

**NEXT ISSUE?**  
(out in july)

see:

**Rich Nixon's organ exposed!**

**Carol Reitan**

**Berle brutally ridiculed!**

**plus other tasteless truths!**

## house wanted

Seven people are looking for a house to rent. Anybody know of one? CALL 224-1725 any time of day or night if you do.

## III. Ag. Assoc.:

### Their Reaction

(Reprinted from CSA Graffiti, newsletter for Community for Social Action)

IAA has been warning its employees to beware of strangers in the building and not to leave any of their stuff out in the open. A new lock has been installed in the programming area for security purposes. IAA president Harold Steele has asked County Farm Bureau Presidents and IAA Directors (and indirectly, all employees) "to immediately call the IAA Organization Division (Phone: 309-828-0021, ext. 219) about any indication of local activity on the part of UFWNU (sic) or their sympathizers."

He goes on to say, "Now is NOT the time for irresponsible or inflammatory statements, but it is the time for close coordination of our effort and a clear focus on the real issues involved in this dispute. We will keep you advised." Concerned citizens should feel free to call the above number and express support for the United Farm Workers.



Be nice to animals and people, too!

# THE POST IS:


together this time due to the efforts of Mark, Dave, Susie, Phil, Denny, Bill W., Phoenix, Barry BSherman, the Willers, Alfie, Schmagles and family, and others.

Inspiration provided by the sun, the father, the holy ghost, J. Edgar Vacuum, death, music from next door, Miller, Haiphong minings, Angela Davis' victory, and god.

(Dedicated to the memory of Saul: who never let ideology get in the way of dealing with this Asylum System and got on with the business of it.)

This issue is the first free issue--all the rest from now on will be so.

Our office is now located on 114 1/2 North St., Normal. Send stuff here.



PEACE IS INDIVIDUAL  
SO IS

# MOTHER MURPHY'S

COMPLETE 'HEAD'QUARTERS

Special prices to suit your budget

POSTERS • CUSTOM LEATHER • JEWELRY

PIPES + PAPERS  
PATCHES  
COME KROWSE.  
WE HAVE MUCH MORE

BEDSPREADS  
DRAPES  
LAMPS

CANDLES  
INCENSE

• SPOON RINGS •  
STERLING SILVER  
AND  
SILVER PLATED.  
SELECT ONE OF OURS  
OR  
BRING YOUR SPOON  
OR FORK TO BE  
HANDCRAFTED

114 1/2 NORTH ST.  
(UPSTAIRS)  
NORMAL, ILL.

**OPEN**  
MON.-FRI. 10-5:30  
SAT. 10-5

# PAPER MEETING !!

(GET INVOLVED - WE NEED HELP!)

Sunday, July 2 7 PM

114 1/2 North St. **NORMAl** (?)

all people welcome

## good numbers

ACLU 452-4768

Community for Social Action  
828-9148

Concerned Student Union 828-7944

Food Stamps Office 829-7057

PATH 452-4422

People's Food 452-9111

POST-AMERIKAN 452-9111

Planned Parenthood 829-3028

St. Joseph's Hospital 662-3311  
(except for drug cases)

Women's Center 438-5323

ZPG 438-7621

# THE JOINT GENERAL STORE

605 1/2 N. Main,

Bongington, Illinois

Illinois Bong  
Headquarters



MY FELLOW AMERICANS...  
THIS IS THE THAI-BONG ←  
IT'S THE FINEST MADE IN THIS  
COUNTRY; YES, FROM DEEP IN THE  
MIDWEST IS REBORN A TRADITION  
WITH ORIGINS AS ANCIENT AS  
THE TRIBES OF THAILAND, AN  
INSTRUMENT OF SIMPLICITY YET  
FUNCTIONAL. THERE ARE FEW  
WORDS AS POWERFUL WILL

Stop In And See  
Our Large

Selection

- |   |                     |
|---|---------------------|
| SNIP  | SNIP                |
| <input type="checkbox"/> SMALL BONG (10-16 IN.) | \$ 6.00 +.75 = 6.75 |
| <input type="checkbox"/> REG. BONG (22-28 IN.)  | 11.00 +.75 = 11.75  |
| <input type="checkbox"/> SUPER BONG (34-48 IN.) | 20.00 +.75 = 20.75  |

SEND CHECK OR MONEY ORDER TO:

ORIGINAL THAI BONG CO.

605 1/2 N. MAIN  
BLOOMINGTON ILLINOIS 61701

SEND TO: NAME .....

ADDRESS .....

CITY..... STATE..... ZIP.....

or  
SnipAnd  
Mail

Today ILLINOIS, tomorrow the WORLD!